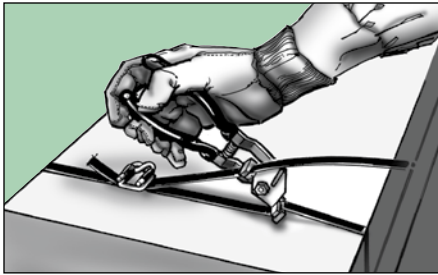


# Manual Tensioners & Sealers

For plastic strapping



Model	Part Number	Strap Type		Buckle	Description	Shipping Weight	
		Dymax	Contrax*			lbs	kg
DLT	023930	502, 504	816, 818	50SL, 50DL	Gripper with cutter	1	0.45

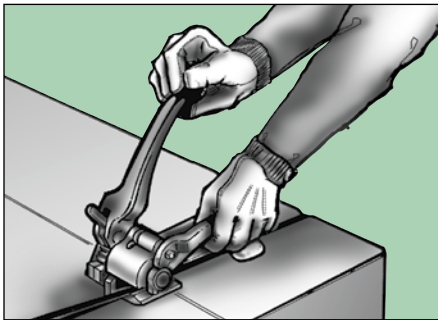
## Walking gripper tensioner

Lightweight tensioner/cutter designed for buckle applications with plastic strapping. Provides maximum tension with Steelock or Dylock buckles.

\* Tool may be used with 816, 818 Contrax strapping, but only with the 50DL buckle (Not the 50SL).



DLT



Model	Part Number	Strap Type			Description	Shipping Weight	
		Dymax	Contrax	Tenax		lbs	kg
STD	257080	502, 504, 506, 508	814, 816, 818	1816, 1818, 1822	Feedwheel	4	1.8
PT-16	426355	—	—	2030, 2040		4	1.8
PT-19	426350	—	—	2220, 2225		4	1.8
PT-25	427445	—	—	2480, 10050		4	1.8
PT-32	427600	—	—	2625, 2680		4	1.8
PTC-16	426060	—	—	2030, 2040	Feedwheel with cutter	7	3.2
PTC-19	426040	—	—	2220, 2225		7	3.2

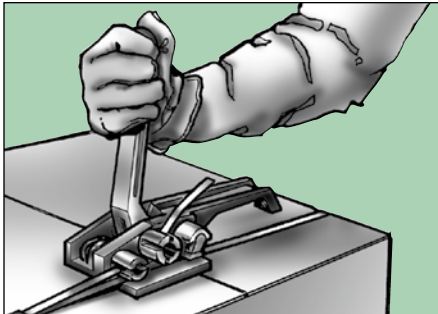
## Feedwheel tensioner

A serrated feedwheel grips the strapping and rotates to take up slack. Fast and easy to position and use. Take-up is unlimited, and strapping may be used directly off the coil.



STD

PT-16, PT-19, PT-25, PT-32 PTC-16, PTC-19



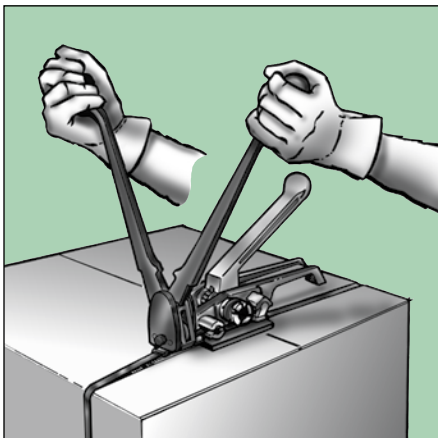
Model	Part Number	Strap Type			Description	Shipping Weight	
		Dymax	Contrax	Tenax		lbs	kg
WHD	257400	502, 504, 506, 508	816, 818	1816, 1818, 1822, 2030, 2040	Windlass with cutter	9	4.1
WHD-34	425380	—	—	2220, 2225	Windlass with cutter	9	4.1

## Windlass tensioner

Applies tension by gripping one end of the strapping and winding the other around a slotted shaft.



WHD  
WHD-34



Model	Part Number	Strap Type			Seal	Joint Type	Description	Shipping Weight	
		Dymax	Contrax	Tenax				lbs	kg
D-504	023800	502, 504	816	1816, 1818	50DY, 50DYS	Crimp	Front Action	2-1/4	1.0
D-506	023820	506, 508	818	1822	50DY			2-1/4	1.0
D-58	423800	—	—	2030, 2038B, 2040	58DY	Crimp	Side	4-1/4	1.9
D-34	424400	—	—	2220, 2225	34DY			7	3.0

## Sealers

Model D-504, D-506 and D-58 front-action sealers have handles that are perpendicular to the strapping. The side-action D-34 sealer is positioned at right angles to the strapping. To operate, spread the handles, grip the seal between the sealer's jaws and push the handles together.



D-504  
D-506

D-58

D-34